

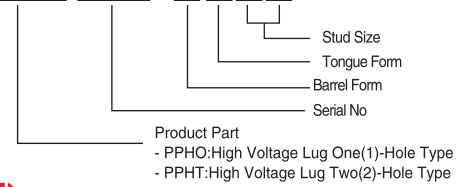
COMPRESSION CABLE LUGS(HIGH TENSION)

High Tension Type

- Available wire range : AWG & IEC standard cables
- Color code on the barrel to eliminate errors during installation and select to easy crimping dies.
- Material : High Conductivity copper per 99.9% up with Electro-Tin Plated

HOW TO ORDER

PPHO 0103 - X X 0 4



ONE-HOLE(ROUND TYPE) ONE-HOLE(SQUARE TYPE)

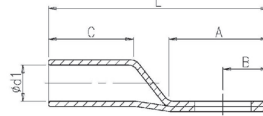
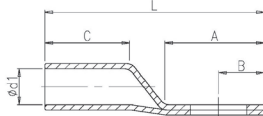
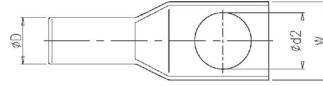
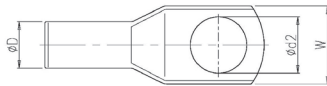


Fig. 1

Fig. 2



UL listed

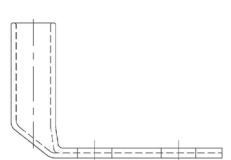
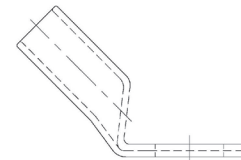


Fig. 3

Fig. 4

Wire Range				Part No.	Stud Size (mm)	Dimension (mm)								Dies Part No.		Drawing
AWG		mm ²				φd2	W	φD	φd1	A	B	C	L	AWG	mm ²	
CODE	FLEX	CODE	FLEX													
6	6	16	16	PPHO0103-xx08	8	8.4	21	9.5	5.5	24	10	21	52	DCA3-0006H	DCI3-0016H	
				PPHO0103-xx10	10	10.5										
				PPHO0103-xx12	12	13										
5-4	5-4	25	25	PPHO0104-xx08	8	8.4	21	11.2	7.2	24	10	21	52	DCA3-0004H	DCI3-0025H	
				PPHO0104-xx10	10	10.5										
				PPHO0104-xx12	12	13										
3-2	3	35	35	PPHO0105-xx08	8	8.4	21	13	8.8	24	10	26	57	DCA3-0002H	DCI3-0035H	
				PPHO0105-xx10	10	10.5										
				PPHO0105-xx12	12	13										
1	2	50	35	PPHO0106-xx08	8	8.4	23	15	9.5	26	11	35	72	DCA3-0001H	DCI3-0050H	
				PPHO0106-xx10	10	10.5										
				PPHO0106-xx12	12	13										
1/0	1	60	50	PPHO0107-xx08	8	8.4	23	16	10.2	26	11	35	72	DCA3-01/0H		
				PPHO0107-xx10	10	10.5										
				PPHO0107-xx12	12	13										
2/0	1/0	70	70	PPHO0108-xx08	8	8.4	23	16.8	11.2	30	14	40	80	DCA3-02/0H	DCI3-0070H	
				PPHO0108-xx10	10	10.5										
				PPHO0108-xx12	12	13										
				PPHO0108-xx14	14	15										
				PPHO0108-xx16	16	17										
3/0	2/0	80	70	PPHO0109-xx08	8	8.4	25	18.5	12.5	30	14	40	80	DCA3-03/0H		
				PPHO0109-xx10	10	10.5										
				PPHO0109-xx12	12	13										
				PPHO0109-xx14	14	15										
				PPHO0109-xx16	16	17										
		95	95	PPHO0110-xx08	8	8.4	27.5	20	13.3	31	14	40	85	DCA3-0090H		
				PPHO0110-xx10	10	10.5										
				PPHO0110-xx12	12	13										
				PPHO0110-xx14	14	15										
				PPHO0110-xx16	16	17										
4/0		100	95	PPHO0111-xx08	8	8.4	29	21	14	31	14	40	85	DCA3-04/0H		
				PPHO0111-xx10	10	10.5										
				PPHO0111-xx12	12	13										
				PPHO0111-xx14	14	15										
				PPHO0111-xx16	16	17										
250		120	120	PPHO0112-xx08	8	8.4	30.5	22	15.2	32	15	48	94	DCA3-0250H	DCI3-0120H	
				PPHO0112-xx10	10	10.5										
				PPHO0112-xx12	12	13										
				PPHO0112-xx14	14	15										
				PPHO0112-xx16	16	17										
300	262	150	150	PPHO0113-xx08	8	8.4	33	23.5	16.8	33	15	50	97	DCA3-0300H	DCI3-0150H	
				PPHO0113-xx10	10	10.5										
				PPHO0113-xx12	12	13										
				PPHO0113-xx14	14	15										
				PPHO0113-xx16	16	17										
350	313	185	185	PPHO0114-xx08	8	8.4	36	25.5	18.5	35	17	50	102	DCA3-0350H	DAI3-0185H	
				PPHO0114-xx10	10	10.5										
				PPHO0114-xx12	12	13										
				PPHO0114-xx14	14	15										
				PPHO0114-xx16	16	17										

Fig 1
Fig 2
Fig 3
Fig 4

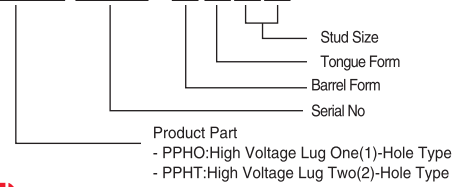
COMPRESSION CABLE LUGS(HIGH TENSION)

High Tension Type

- Available wire range : AWG & IEC standard cables
- Color code on the barrel to eliminate errors during installation and select to easy crimping dies.
- Material : High Conductivity copper per 99.9% up with Electro-Tin Plated

HOW TO ORDER

PPHT 0203 - X X 0 4



TWO-HOLE(ROUND TYPE) TWO-HOLE(SQUARE TYPE)

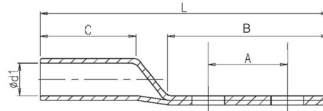
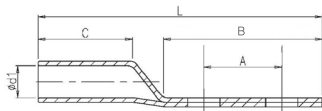
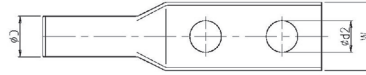
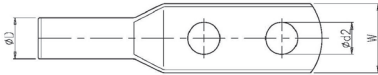


Fig. 1

Fig. 2

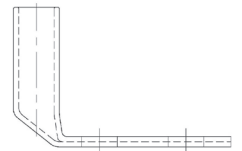
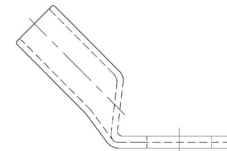


Fig. 3

Fig. 4

Wire Range				Part No.	Stud Size (mm)	Dimension (mm)								Dies Part No.		Drawing
AWG		mm ²				φd2	W	φD	φd1	B	C	L	A	AWG	mm ²	
CODE	FLEX	CODE	FLEX													
6	6	16	16	PPHT0203-xx08	8	8.4	21	9.5	5.5	75	30	112	44.5	DCA3-0006H	DCI3-0016H	
				PPHT0203-xx10	10	10.5										
				PPHT0203-xx12	12	13										
5-4	5	25	25	PPHT0204-xx08	8	8.4	20.4	10.8	7.2	75	33	115	44.5	DCA3-0004H	DCI3-0025H	
				PPHT0204-xx10	10	10.5										
				PPHT0204-xx12	12	13										
3-2	4	35	35	PPHT0205-xx08	8	8.4	21	13	8.8	75	33	115	44.5	DCA3-0002H	DCI3-0035H	
				PPHT0205-xx10	10	10.5										
				PPHT0205-xx12	12	13										
1	2	50	35	PPHT0206-xx08	8	8.4	23	15	9.5	75	35	121	44.5	DCA3-0001H	DCI3-0050H	
				PPHT0206-xx10	10	10.5										
				PPHT0206-xx12	12	13										
1/0	1	60	50	PPHT0207-xx08	8	8.4	23	16	10.2	75	35	121	44.5	DCA3-01/0H		
				PPHT0207-xx10	10	10.5										
				PPHT0207-xx12	12	13										
2/0	1/0	70	70	PPHT0208-xx08	8	8.4	23	16.8	11.2	75	45	130	44.5	DCA3-02/0H	DCI3-0070H	
				PPHT0208-xx10	10	10.5										
				PPHT0208-xx12	12	13										
				PPHT0208-xx14	14	15										
				PPHT0208-xx16	16	17										
3/0	2/0	80	70	PPHT0209-xx08	8	8.4	25	18.5	12.5	75	45	130	44.5	DCA3-03/0H		
				PPHT0209-xx10	10	10.5										
				PPHT0209-xx12	12	13										
				PPHT0209-xx14	14	15										
				PPHT0209-xx16	16	17										
			95	PPHT0210-xx08	8	8.4	27	20	13.3	75	45	134	44.5	DCA3-0090H		
				PPHT0210-xx10	10	10.5										
				PPHT0210-xx12	12	13										
				PPHT0210-xx14	14	15										
				PPHT0210-xx16	16	17										
4/0		100	95	PPHT0211-xx08	8	8.4	30.5	21	14	75	45	134	44.5	DCA3-04/0H		
				PPHT0211-xx10	10	10.5										
				PPHT0211-xx12	12	13										
				PPHT0211-xx14	14	15										
				PPHT0211-xx16	16	17										
250	4/0	120	120	PPHT0212-xx08	8	8.4	30.5	22	15.2	75	50	139	44.5	DCA3-0250H	DCI3-0120H	
				PPHT0212-xx10	10	10.5										
				PPHT0212-xx12	12	13										
				PPHT0212-xx14	14	15										
				PPHT0212-xx16	16	17										
300	262	150	120	PPHT0213-xx08	8	8.4	33	23.5	16.8	75	50	139	44.5	DCA3-0300H	DCI3-0150H	
				PPHT0213-xx10	10	10.5										
				PPHT0213-xx12	12	13										
				PPHT0213-xx14	14	15										
				PPHT0213-xx16	16	17										
350	313	185	185	PPHT0214-xx08	8	8.4	36	25.5	18.5	75	50	142	44.5	DCA3-0350H	DAI3-0185H	
				PPHT0214-xx10	10	10.5										
				PPHT0214-xx12	12	13										
				PPHT0214-xx14	14	15										
				PPHT0214-xx16	16	17										

Fig1
Fig2
Fig3
Fig4